



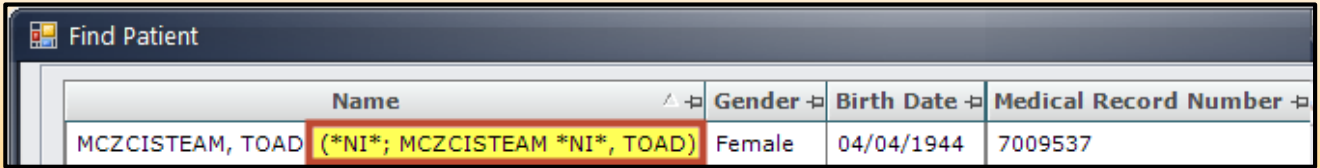
SCM 16.3 UPGRADE

Patient Confidentiality and Exit Care

Go Live – March 13, 2017

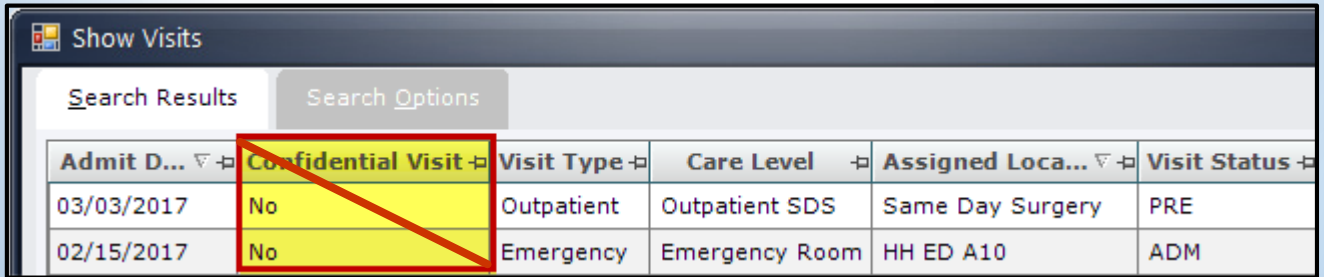
Always refer to the electronic white board or patient list for the patient's No Information or NI status.

Using the Find Patient icon will also display the NI status as part of the patient's name.



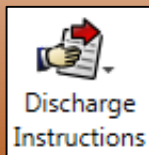
Name	Gender	Birth Date	Medical Record Number
MCZCISTEAM, TOAD (*NI*; MCZCISTEAM *NI*, TOAD)	Female	04/04/1944	7009537

A “Confidential Visit” column is now present in the visit summary window. This column does **NOT** accurately reflect a No Information or NI status.



Admit D...	Confidential Visit	Visit Type	Care Level	Assigned Loca...	Visit Status
03/03/2017	No	Outpatient	Outpatient SDS	Same Day Surgery	PRE
02/15/2017	No	Emergency	Emergency Room	HH ED A10	ADM

The Exit Care login screen will display the Elsevier logo and Interactive Patient Education title.



Login

 **Interactive Patient Education**

Login ID

Password

Just the Bare Necessities